



HARVEST

INVESTMENT SERVICES

"Harvest Gains and Limit Losses"

AlphaSolutions High Yield Income Portfolio

An alternative to traditional high yield portfolio

Portfolio Goals

Primary: Seeks to produce a high level of risk-adjusted income.

Secondary: seeks to reduce volatility

Third: long term growth of capital.

Suitability

Require current income from their investments with capital stability

Do not wish to experience large swings in portfolio volatility and seek to have active portfolio management to minimize risk.

Are comfortable with investments in common stock

Investment time frame will usually be one to five years due to non-publicly traded REIT's and Business Development Corp holdings which have limited liquidity, longer investment time horizon and additional documentation.

Minimum income and net worth requirements will need to be met.

Investment Strategy

Targets high yielding ETFs, individual stocks and non-listed direct investment in BDC's and REIT's. Equity screening consists of positions that have a yield greater than 2.5%, with a target greater than 5%. Portfolio will hold bond ETF's to minimize volatility and to seek attractive yields. Seeks to invest up to 30% of portfolio in nonpublically traded investments. These investments historically have offered attractive risk adjusted yields, yet can have limited liquidity which helps to reduce the daily overall portfolio volatility.

Portfolio also seeks to minimize volatility by employing risk control measures.

Risk Control Measures


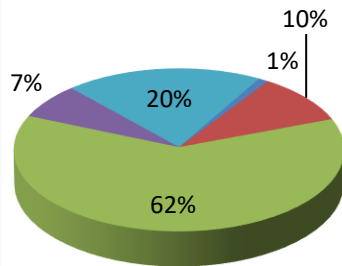
On equity and bond positions, we employ a combination of Trailing Stops and Trending Strategies. We seek to minimize losses by utilizing trailing stops on each position. Furthermore, we employ various technical trending strategies that will help minimize or avoid losses during precipitous bear markets. For instance, crossover of two moving averages or relative strength indexes, which provide a rules based strategy to minimize overall portfolio risk.

Portfolio consists of dividend paying equity holdings, which historically have lower volatility than nonpaying dividend positions. Equity positions will be diversified by utilizing various investment classes, styles, sectors and markets.

Bond positions historically have lower volatility and higher dividend payouts than equity holdings.

Non-Listed traded investments historically have low correlation to the daily equity volatility.

Allocation



Cost-effective Diversification is primarily derived from the use of Exchange Traded Funds which may track an entire index or sector without exposure to a smaller group of even an individual security.

Each portfolio is managed within a single separate account and is not part of a pooled portfolio.

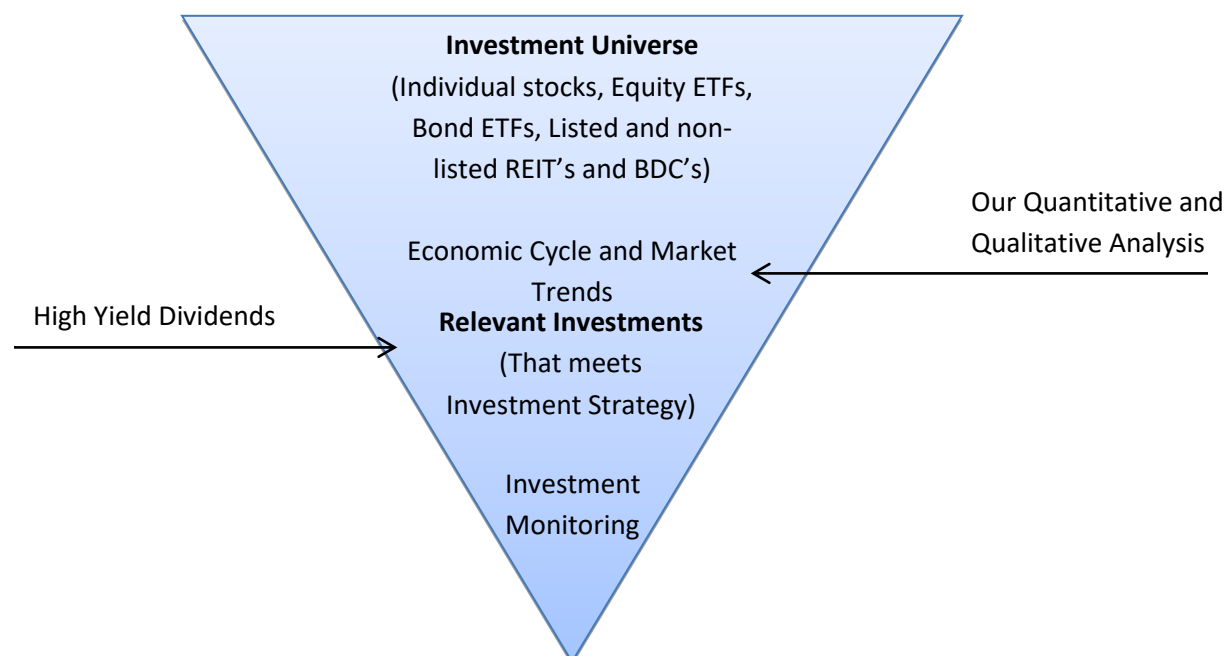
Non-Publicly traded investments are not priced to market as often as stocks and ETF's that are listed. Therefore, price fluctuation may be minimized until the position's price is updated.

Technical analysis is used to minimize risk.

Cash	2.0%		
	Cash	2%	0%
Fixed Income	10.00%		
	FPE	5%	4.8%
	HYLS	5%	5.8%
	FTSL	0%	3.7%
	IEF	0%	1.1%
Domestic Equity			
Income	61.0%		
	MDIV	10%	6.5%
	REM	10%	13.3%
	DON	5%	5.1%
	FDL	10%	4.7%
	BDCL	0%	0.0%
	DHS	5%	5.1%
	KBWD	5%	7.9%
	DES	5%	7.4%
	EMLP	5%	3.0%
	SDOG	3%	3.7%
	TDIV	3%	2.9%
Global/International			
Equity Income	7.0%		
	SDIV	7%	12.6%
	FGD	0%	7.4%
NonPublically			
Traded Investments	20.0%		
	NAV REIT	10%	5.40%
	FCRIX	10%	6.1%

Portfolio Characteristics

We have access to a wide variety of investments to best meet the needs of today's investment strategy. We diligently keep an eye on the economic and business cycle and how that may affect specific asset classes and individual positions. Furthermore, we monitor and technically trend each position to make sure we are not taking undue losses due to the market and business cycle.



Past performance is no guarantee of future results. Information provided in this report is for educational and illustrative purposes only and should not be construed as individualized investment advice. The investment or strategy discussed is not suitable for all investors. All investments involve risk, including loss of principal. In addition to the normal risk associated with equity investing, investments in small and mid-cap companies are narrowly focused investments that exhibit higher volatility and are less readily marketable than investments in larger companies. Also, international investments involve special risk consideration, which includes currency fluctuations, lower liquidity, economic and political risk. Principal values and investments returns are neither guaranteed nor issued by, guaranteed by, or obligations of a bank, savings and loan, or credit union; and are not insured or guaranteed by the FDIC, SIPC, NCUSIF or any other agency.

Non-Listed alternatives such as REITs and BDC's carry additional risk such as short-term liquidity risk. The Non-Listed positions in this portfolio have minimum suitability requirements that need to be met. This material must be accompanied by the holding's prospectus's which should be read in its entirety to learn more about the risk associated with this offering.

The average current yield of the portfolio is the weighted average of the distribution and current yields of the securities in the model portfolio at the time of writing. Distribution yield is the anticipated annual distribution as a percentage of the current price of the security. These distributions are not guaranteed and can fluctuate. The average current yield is not the anticipated annual return of the portfolio. The total annual return of the portfolio is a combination of annual distributions and price fluctuation which can be positive or negative over the course of the one year. The average current yield will change over time. There can be no guarantee the portfolio will pay the average yield over any period of time. This yield is gross of all fees.

This Model portfolio is being offered through the Advisory Services offered through Harvest Investment Services, LLC, a Registered Investment Advisor. Other Securities can be offered through ProEquities, Inc. A Registered Broker-Dealer and Member FINRA and SIPC. Harvest Financial Planning, LLC and Harvest Investment Services, LLC are independent of ProEquities, Inc.